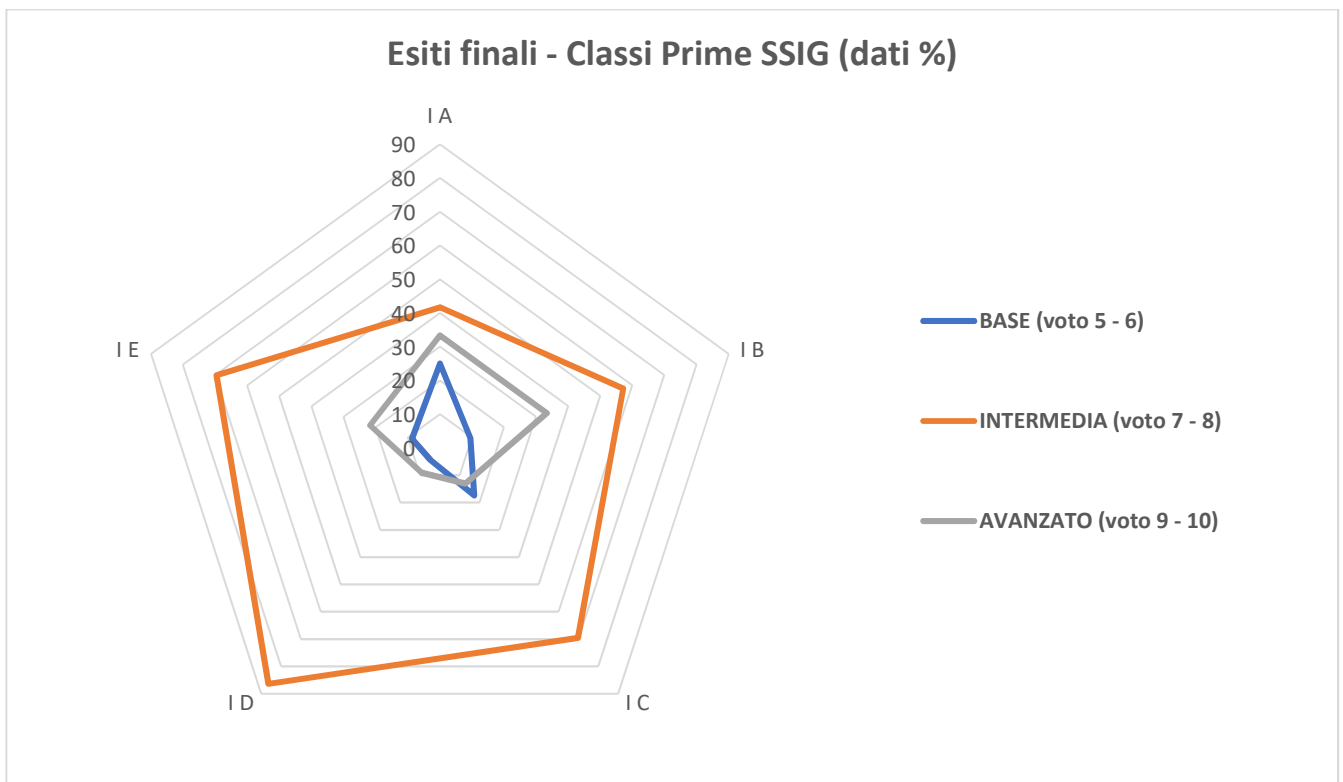
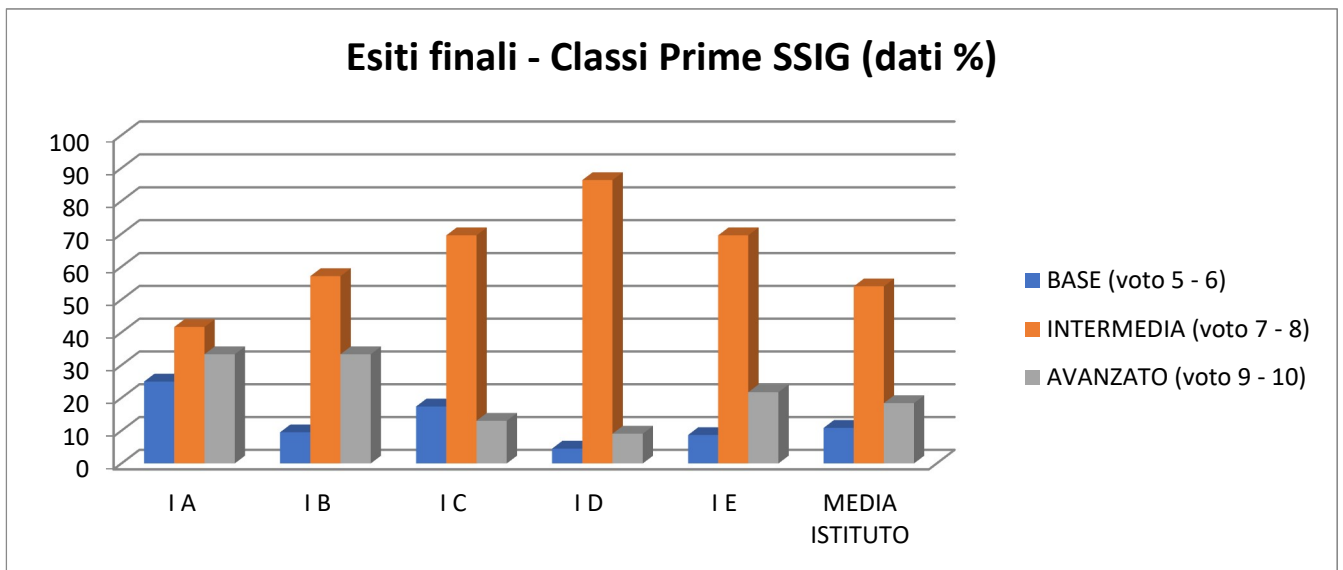


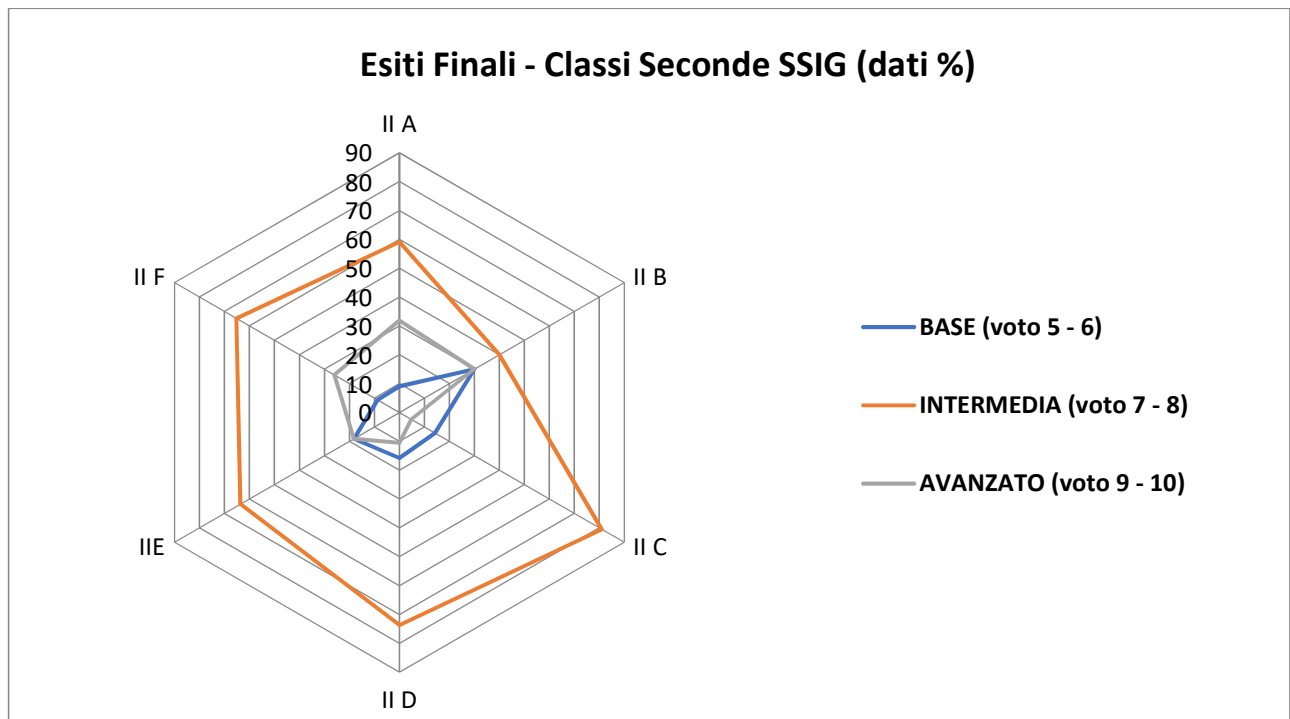
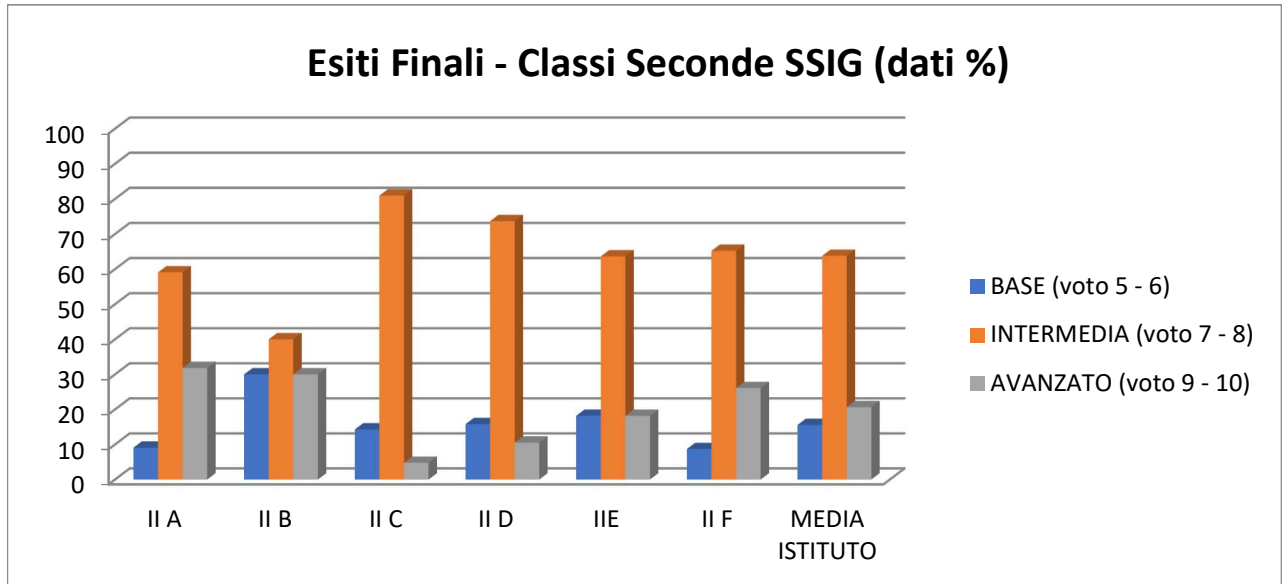
NUCLEO INTERNO DI VALUTAZIONE

TABELLA E GRAFICI RELATIVI ALLE VALUTAZIONI DISCIPLINARI FINALI SCUOLA SECONDARIA  
 (DATI IN PERCENTUALE)

Tabella 4	I A	I B	I C	I D	I E	MEDIA ISTITUTO
BASE (voto 5 - 6)	25	10	17	5	9	11
INTERMEDIA (voto 7 - 8)	42	57	70	86	70	54
AVANZATO (voto 9 - 10)	33	33	13	9	22	18



<b>Tabella 4</b>	<b>II A</b>	<b>II B</b>	<b>II C</b>	<b>II D</b>	<b>IIE</b>	<b>II F</b>	<b>MEDIA ISTITUTO</b>
<b>BASE (voto 5 - 6)</b>	9	30	14	16	18	9	<b>16</b>
<b>INTERMEDIA (voto 7 - 8)</b>	59	40	81	74	64	65	<b>64</b>
<b>AVANZATO (voto 9 - 10)</b>	32	30	5	11	18	26	<b>21</b>



<b>Tabella 4</b>	<b>III A</b>	<b>III B</b>	<b>III C</b>	<b>III D</b>	<b>III E</b>	<b>MEDIA ISTITUTO</b>
<b>BASE (voto 5 - 6)</b>	7	35	4	12	19	<b>15</b>
<b>INTERMEDIA (voto 7 - 8)</b>	59	48	68	62	59	<b>59</b>
<b>AVANZATO (voto 9 - 10)</b>	33	17	28	27	22	<b>26</b>

